














Once you have the vision screening results, you need to choose the correct pair of glasses for someone from the table below.

If you do not have access to one of these types of glasses, please skip them.

Age Screening results	Poor distance vision only Can't see line 7 on distance chart 	Poor near vision only Can't see line 7 on near chart 	Poor near & distance vision Can't see line 7 on both charts 
Age under 40 approximately	 Negative power Eyejusters	 Positive power Eyejusters then, if no improvement, try:  Reading glasses Try different powers and choose based on user comfort	 Positive power Eyejusters
Age over 40 approximately	 Negative power Eyejusters	 Reading glasses Try different powers and choose based on user comfort Age Guidance: 40-54: +1.5D 55-64: +2.5D Over 65: +3.5D then, if no improvement, try:  Positive power Eyejusters	 Positive power Eyejusters then, if no improvement, try:  Negative power Eyejusters and  Reading glasses Try different powers and choose based on user comfort

If there is no improvement in vision after fitting then refer to an eyecare professional as Eyejusters are unable to help.